VOLA 600, 700, 700V, 900, 1500
VOLA 800, 800V, 800N, 800NV, 800T, 800TV
VOLA S20V, S40V

Fitting instruction | Monteringsvägledning
Montageanleitung | Montage hanleiding
Monteringsvejledning | Manuel de montage

GODKENDT TIL DRIKKEVAND

04/00034
04/00049
04/00178

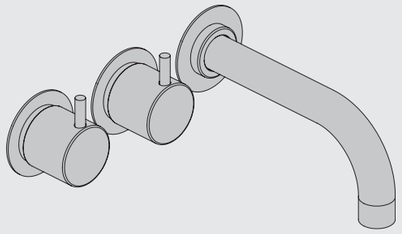

www.vola.com

vola

600_V3_40998507
02-10-2023

5 705230 290027

vola.com	L	L1	L2	H	H1	D
S20V	276 mm 10 7/8"	160 mm 6 1/4"	168 mm 6 5/8"	95 mm 3 3/4"	186 mm 7 3/4"	70 mm 2 3/4"
S40V, 900	377 mm 14 3/4"	260 mm 10"	268 mm 10"			
600, 700V, 800V, 1500	475 mm 18 3/4"	355 mm 14"	367 mm 14 1/2"			
80NV, 800TV	552 mm 21 3/4"	435 mm 17"	447 mm 17 5/8"			

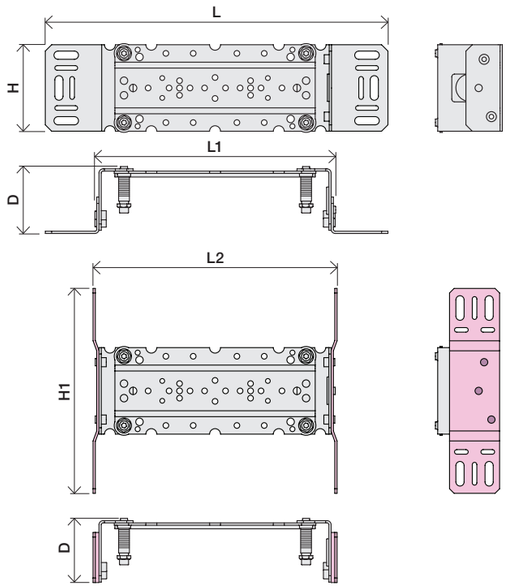

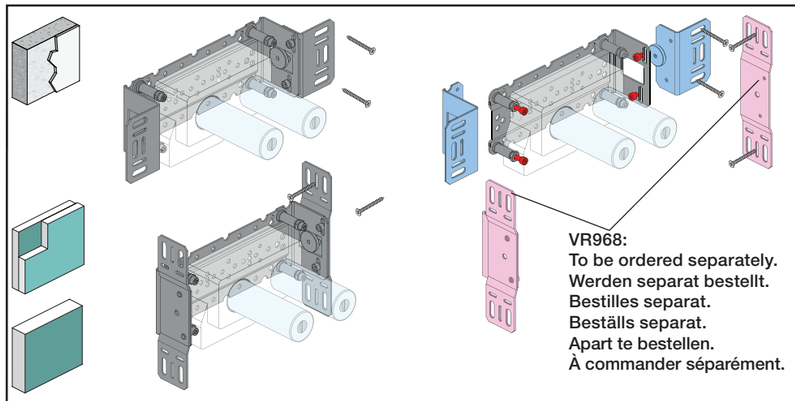

VR968:
To be ordered separately.
Werden separat bestellt.
Bestilles separat.
Beställs separat.
Apart te bestellen.
À commander séparément.

A

Max.: 10 Bar/145 psi

Max. 65°C, 150°F

Data, l/min. / (Gpm) 3 Bar/43.5 Psi:

Data, 3 Bar/43.5 Psi:

Max:	l/min.	Gal/min.
600:	65	17.2
700V:	65	17.2
800V:	34	9.0
900:	30	8.0
1500:	65	17.2

B

Check the local legislation.
Bitte die örtlichen Vorschriften überprüfen.
Tjek de lokale regler.
Kontrollera den lokala lagstiftning.
Verifieer de lokale regelgeving.
Vérifiez la législation locale.



C

DE:
Bitte separat beiliegende Anleitung für die Schallentkopplung VR972 beachten

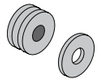

D

Box till inbyggnadsblandare.
Boks til indbygningsblander.
Laatikko seinäasenteiselle sekoittajalle.

Ingår inte i leveransen, köps separat.
Ikke inkludert, kjøpes separat.
Eivät sisälly tilaukseen, ostettava erikseen.

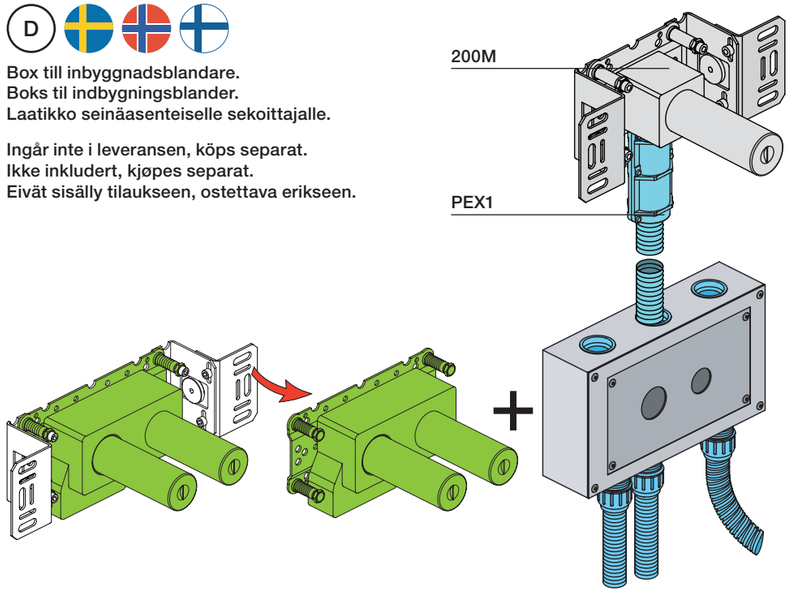

Extension
Verlängerung
Forlængerdele
Förlängning
Aanpassing
Modification

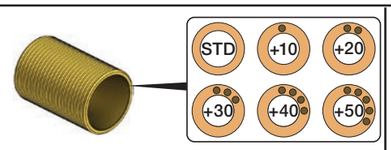

Extension, retrofit
Verlängerung, nachträglicher Einbau
Forlængerdele, eftermontering
Förlängning, eftermontering
Aanpassing na montage
Modification aprés installation

VR697
VR698

600, 700V, 800V: 2xVR697
1500: 1xVR697+1xVR698
900: 1xVR697

T Min. 5 mm
Max 65 mm

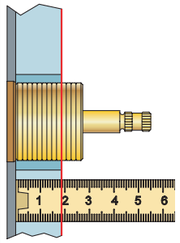

Y Min. 48 mm
Max. 110 mm

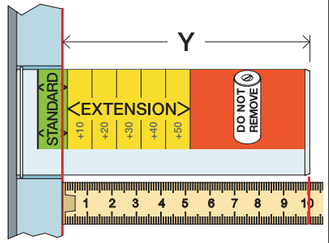

X 48 - 0 mm

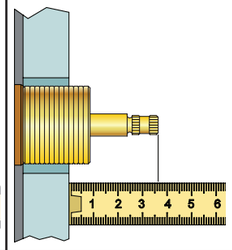

X -15 - 0 mm

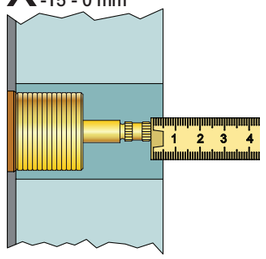

T	Y	VR697/VR1400/VR2019
5 - 15 mm	110 - 98 mm	Std.
15 - 25 mm	98 - 88 mm	+10
25 - 35 mm	88 - 78 mm	+20
35 - 45 mm	78 - 68 mm	+30
45 - 55 mm	68 - 58 mm	+40
55 - 65 mm	58 - 48 mm	+50

X	VR697/VR1400/VR2019
36 - 50 mm	Std.
26 - 36 mm	+10
16 - 26 mm	+20
6 - 16 mm	+30
-4 - 6 mm	+40
-14 - -4 mm	+50

Fitting of extension
Montage von verlängerung

Montering af forlængerdele
Montering av förlängning

Montage van de verlengstukken
Montage des rallonges

VR697+

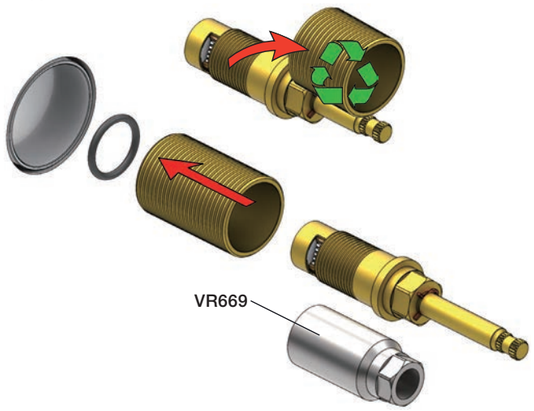

VR2019+, VR2119+

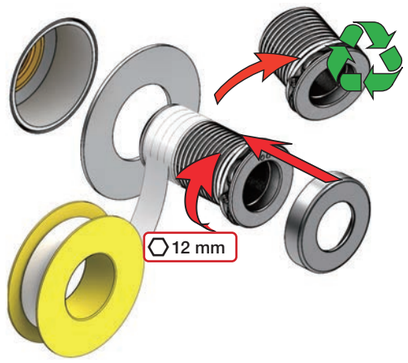

VR1400+

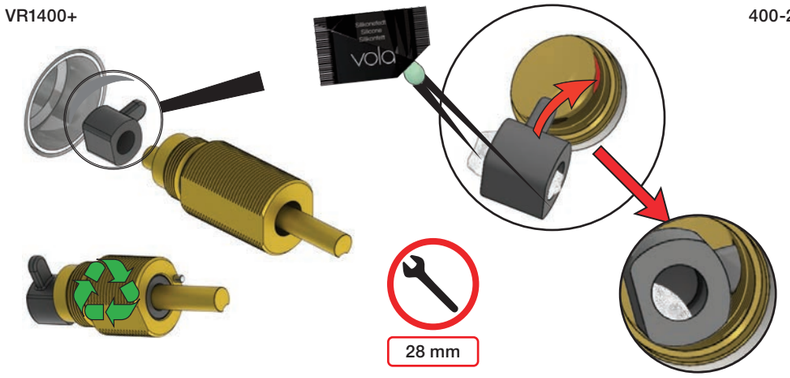

400-2400



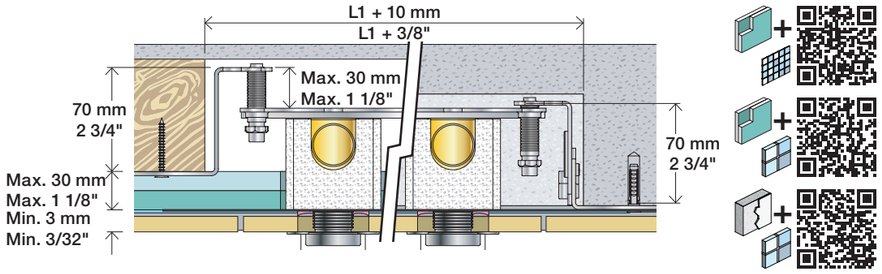

2x13 mm

Lightweight wall
Leichtwand
Let væg

Lätta konstruktion
Holle wandconstructie
Construction légére

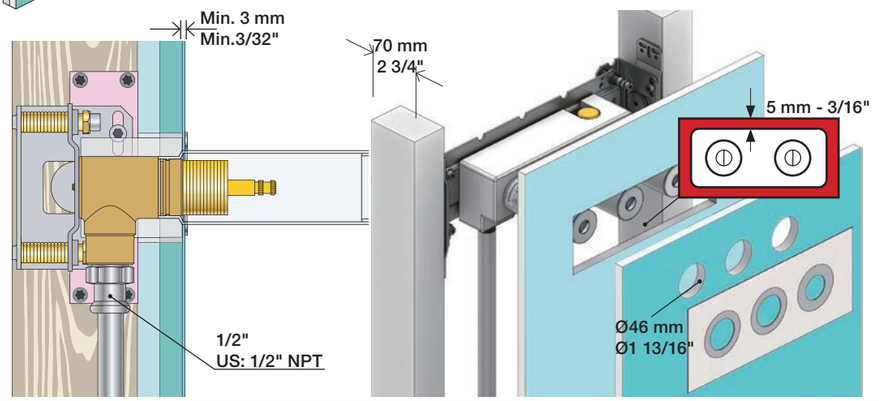

1x15 mm
1x18 mm
1x20 mm

Lightweight wall
Leichtwand
Let væg

Lätta konstruktion
Holle wandconstructie
Construction légére

2x13 mm

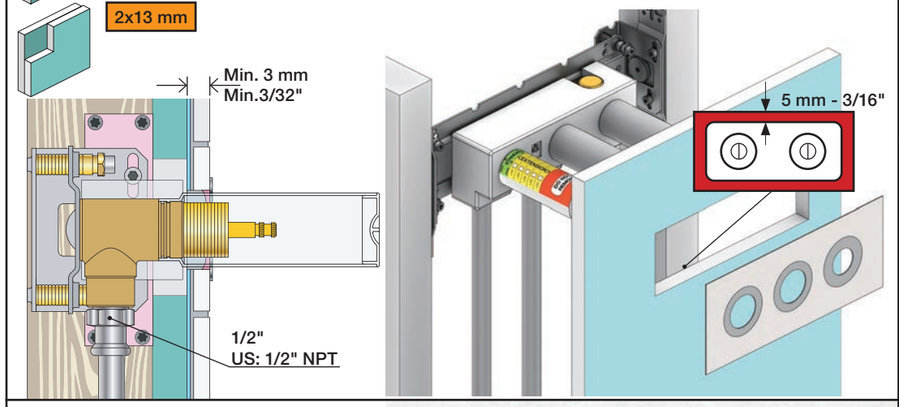

Masonry
Mauerwerk
Murværk

Murverk
Massieve wand
Mur Plein

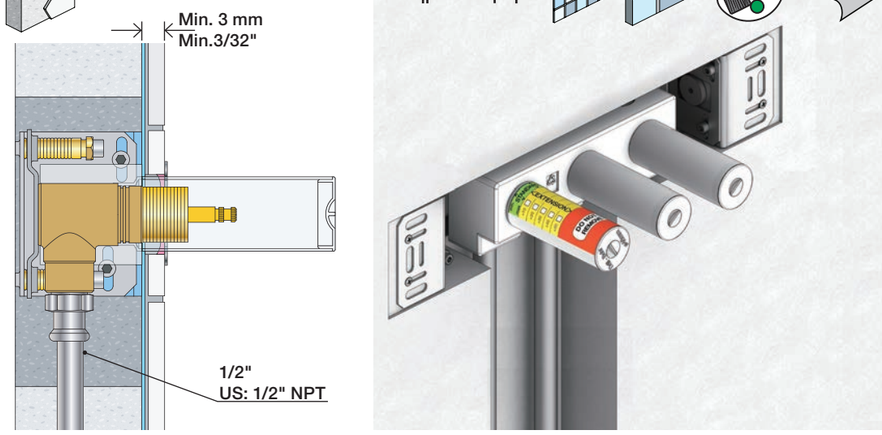

1

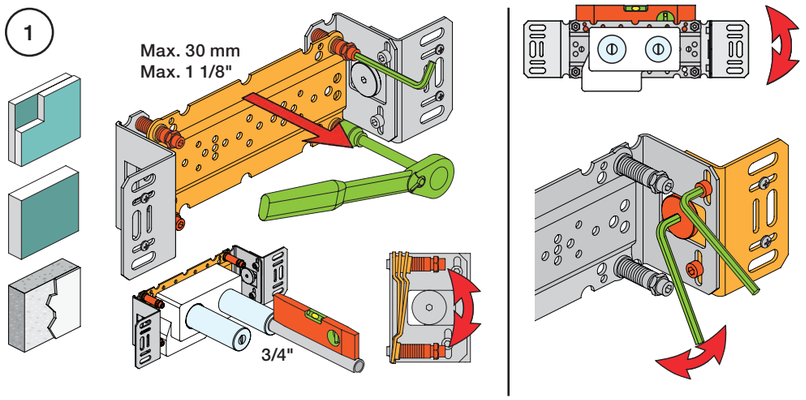

2

Test Pressure
Prüfdruck
testtryk
Test tryck
Test druk
test de pression

Check the local legislation.
Bitte die örtlichen Vorschriften überprüfen.
Tjek de lokale regler.
Kontrollera den lokala lagstiftning.
Verifieer de lokale regelgeving.
Vérifiez la législation locale.

! Water - Wasser - Vand - Vatten - Water - L´eau

! MAX 1 Minute - Minut - Minuut !

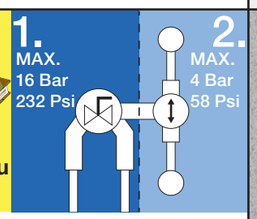

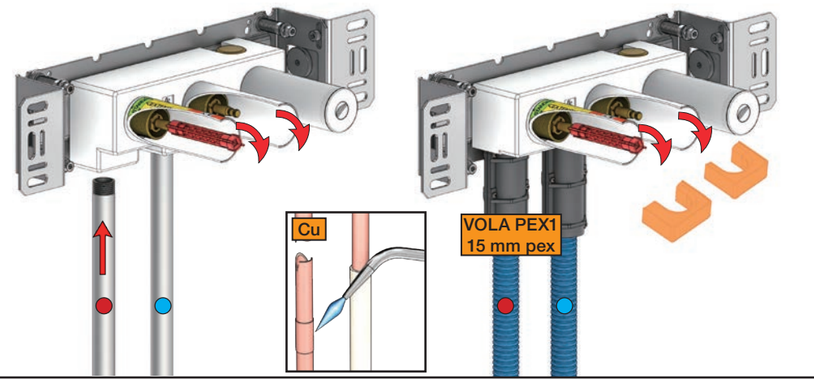

3

Flush installation
Installation Spülen
Skyl installation
Skölj installation
Kraan doorspoelen
Rincer l'installation

VR969



4G

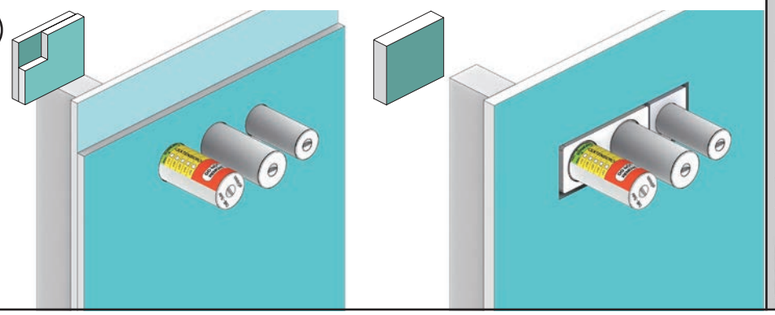

4M

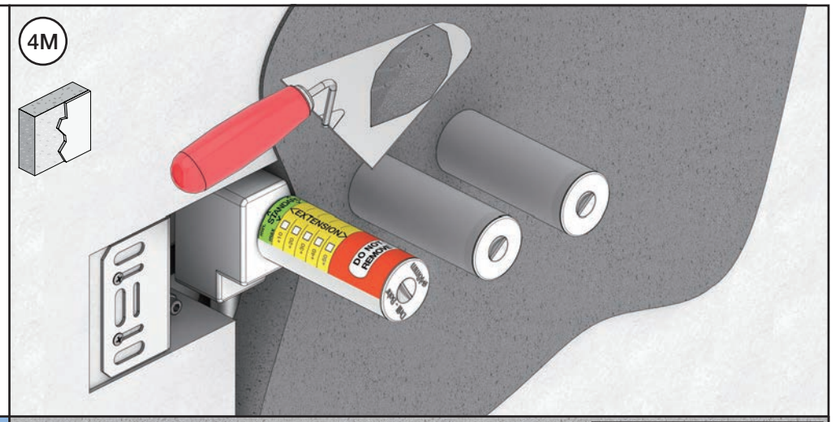

5

Without membrane
Ohne Membran
Uden membran

Zonder membran
Sans Membrane imperable
Uten membran

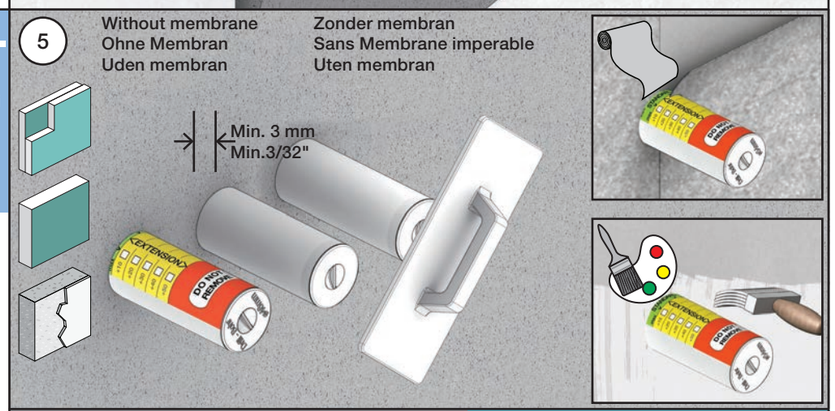

6

Waterproof membrane
Wasserdichte Membran
Vandtæt membran

Vattentät membran
Waterdicht membran
Membrane imperable

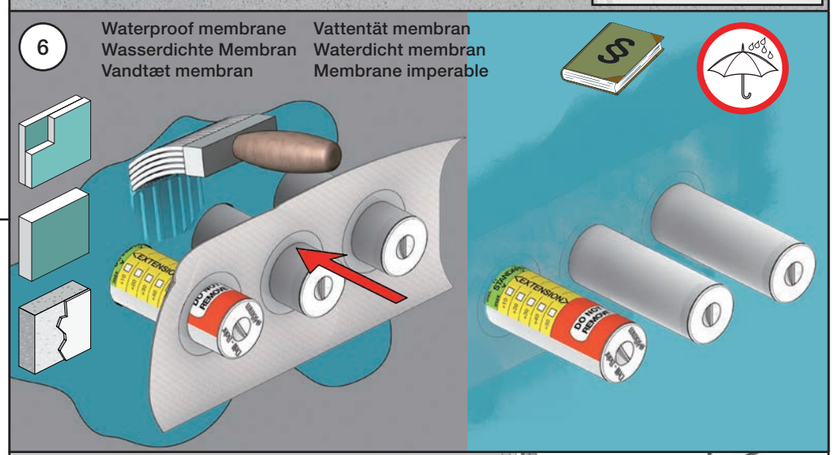

7

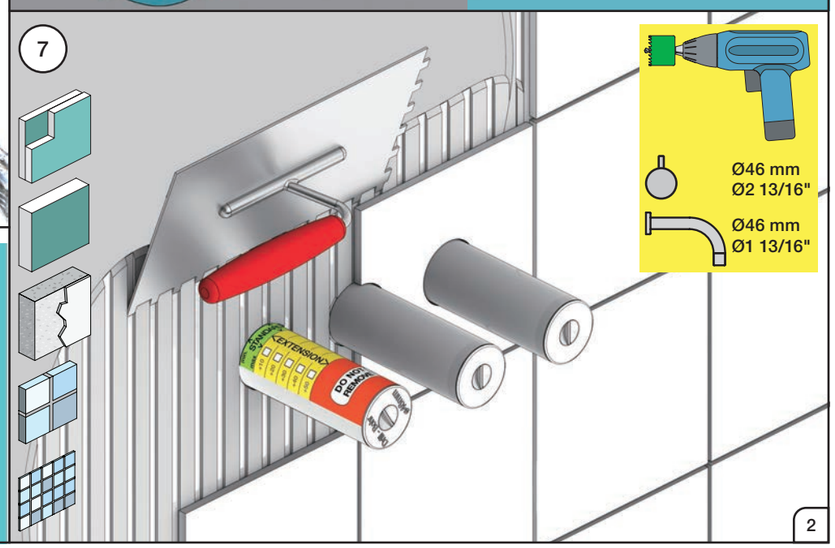

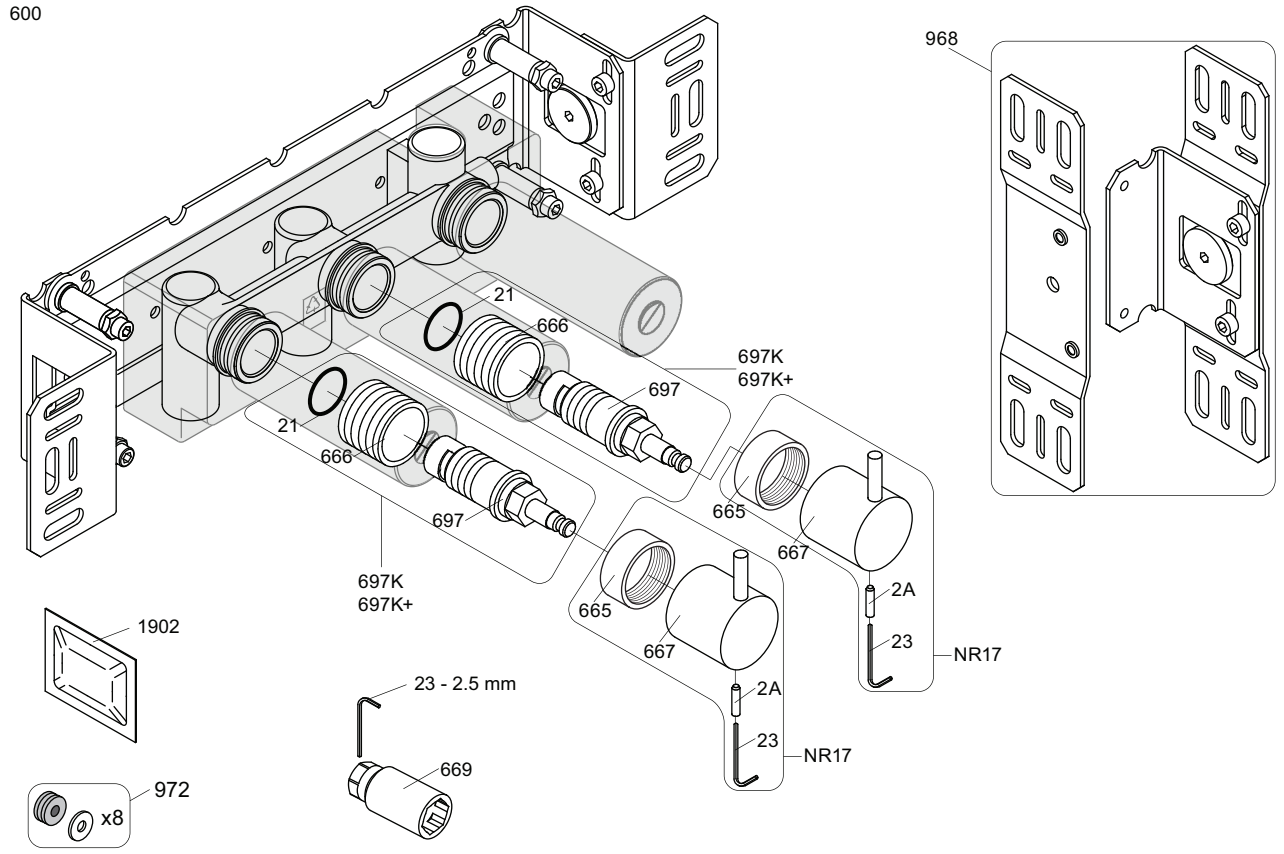

NR17: VR2A, VR23, VR665, VR667
VR697K: VR21, VR23, VR666, VR669, VR697

900	700V	600	
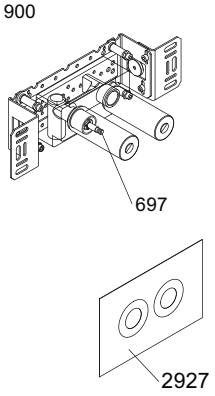	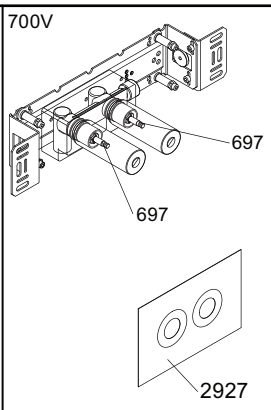	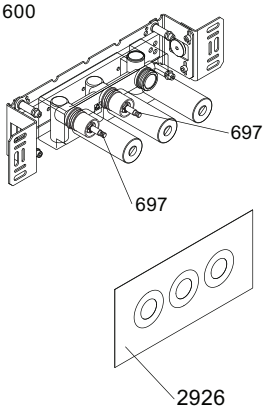	
002	1034	003K	
001, 001G	2x001G	001, 2x001G	

vola
Lunavej 2
DK-8700 Horsens
Tlf : + 45 7023 5500
sales@vola.com
www.vola.com

VOLA 600
700V, 900, 1500

Date
May. 22

Rev.
4

Sheet
SB 5.3