VOLA 100, 100X, 200, 200V, 300
VOLA 400DV, 400, 400V, 400N, 400NV, 400T
VOLA 400TV, 400F, 400FV, 400R, 400RV
VOLA 2100, 2100X, 2200, 2200V, 2300, 2400
VOLA 2400V, 2400N, 2400NV, 2400T, 2400TV
VOLA 2400F, 2400FV, 2400R, 2400RV

Fitting instruction — Monteringsvägledning
Montageanleitung — Montage hanleiding
Monteringsvejledning — Manuel de montage

GODKENDT TIL DRIKKEVAND

04/00029
04/00031
04/00055

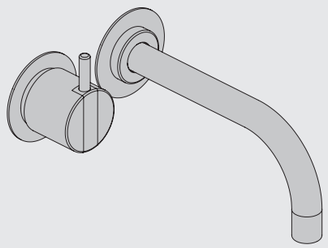

www.vola.com

100-2100_V3_40998502
09-01-2024

5 705230 286211

vola.com	L	L1	L2	H	H1	D
100, 100X, 200V, 300, 400V, 400DV 2100, 2100X, 2200V, 2300, 2400V	377 mm 14 3/4"	260 mm 10"	268 mm 10 1/2"	95 mm 3 3/4"	186 mm 7 3/8"	70 mm 2 3/4"
400NV, 400TV 2400NV, 2400TV	475 mm 18 3/4"	355 mm 14"	367 mm 14 1/2"			
400FV, 400RV 2400FV, 2400RV	552 mm 21 3/4"	435 mm 17"	447 mm 17 5/8"			

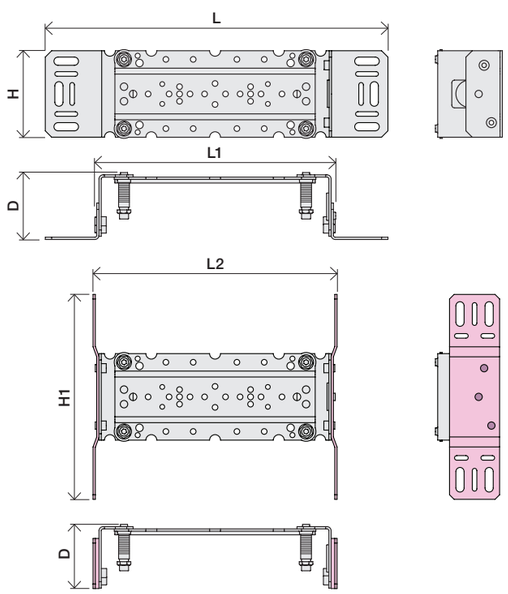

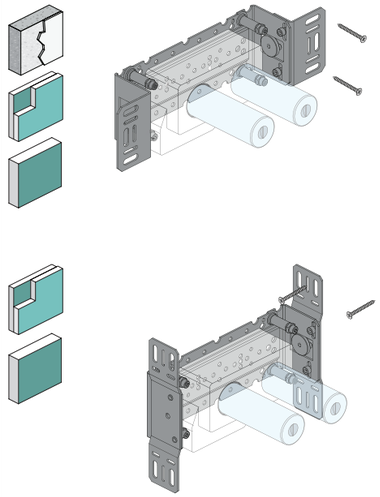

VR968: To be ordered separately.
Werden separat bestellt.
Bestilles separat.
Beställs separat.
Apart te bestellen.
À commander séparément.

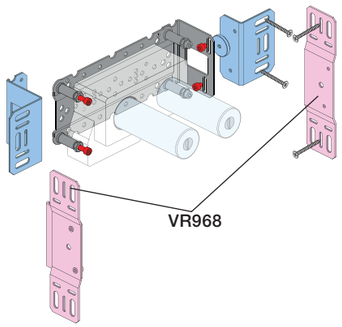

A

Data, 3 Bar/43.5 Psi:

	l/min.	Gal/min.
100:	18,3	4.8
400V:	15,6	4.1
2100:	25,2	6.7
2400V:	22,2	5.9

Max. 65°C, 150°F

Max.: 10 Bar/145 psi

B

Check the local legislation.
Bitte die örtlichen Vorschriften überprüfen.
Tjek de lokale regler.
Kontrollera den lokala lagstiftning.
Verifieer de lokale regelgeving.
Vérifiez la législation locale.



C

DE:
Bitte separat beiliegende Anleitung für die Schalldämpfer VR1249 beachten

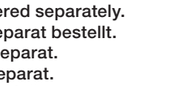

DE:
Bitte separat beiliegende Anleitung für die Schallentkopplung VR972 beachten

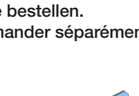

D

Box till inbyggnadsblandare.
Boks til indbygningsblander.
Laatikko seinäasenteiselle sekoittajalle.

Ingår inte i leveransen, köps separat.
Ikke inkludert, kjøpes separat.
Eivät sisälly tilaukseen, ostettava erikseen.

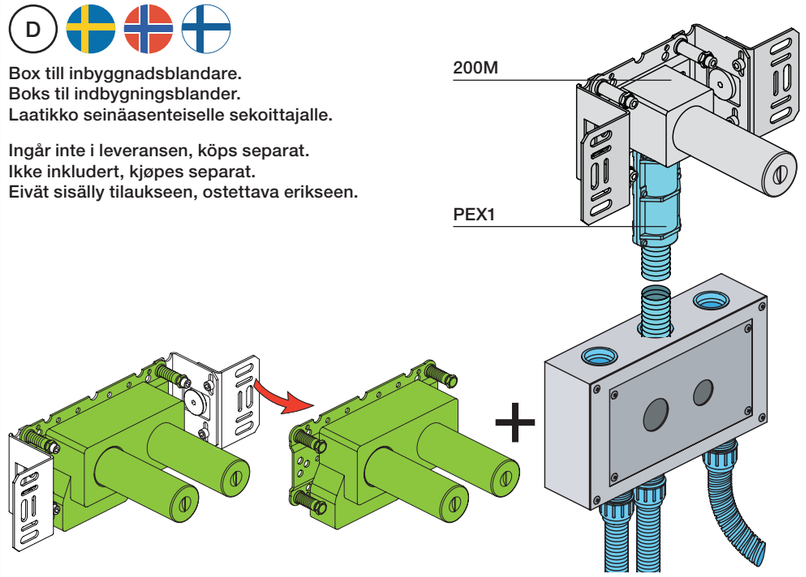

Extension
Verlängerung
Forlængerdele
Förlängning
Aanpassing
Modification

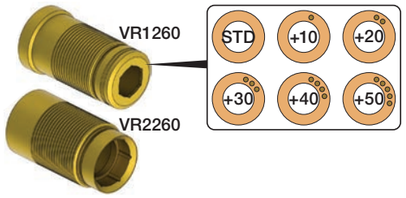

Extension, retrofit
Verlängerung, nachträglicher Einbau
Forlængerdele, eftermontering
Förlängning, eftermontering
Aanpassing na montage
Modification aprés installation

T Min. 3 mm
Max 65 mm

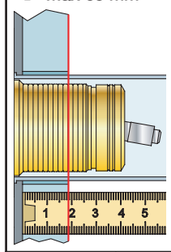

Y Min. 48 mm
Max. 110 mm

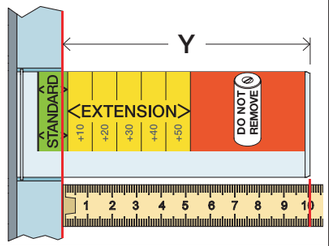

X 52 - 0 mm

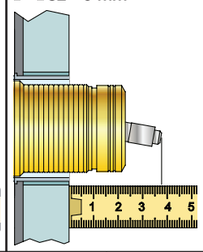

X -15 - 0 mm

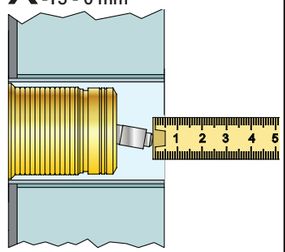

T	Y	VR1260/2260/1400/2019
3 - 15 mm	110 - 98 mm	Std.
15 - 25 mm	98 - 88 mm	+10
25 - 35 mm	88 - 78 mm	+20
35 - 45 mm	78 - 68 mm	+30
45 - 55 mm	68 - 58 mm	+40
55 - 65 mm	58 - 48 mm	+50

X	VR1260 + VR1400 + VR2019
40 - 52 mm	Std.
30 - 40 mm	+10
20 - 30 mm	+20
10 - 20 mm	+30
0 - 10 mm	+40
-10 - 0 mm	+50

X	VR2260 + VR1400 + VR2019
35 - 47 mm	Std.
25 - 35 mm	+10
15 - 25 mm	+20
5 - 15 mm	+30
-5 - 5 mm	+40
-15 - -5 mm	+50

Fitting of extension
Montage von verlängerung
Montering af forlængerdele

Montering av förlängning
Montage van de verlengstukken
Montage des rallonges

VR1260+

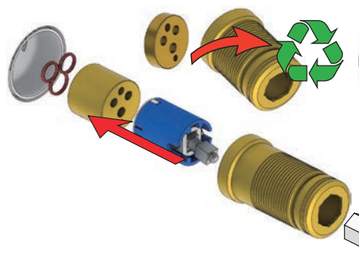

VR2260+

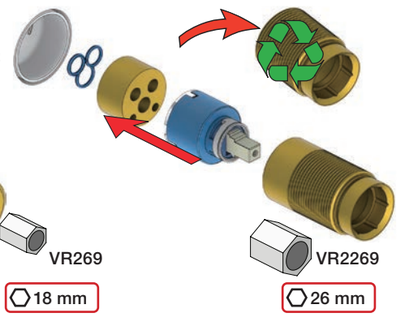

VR2019+, VR2119+

VR1400+

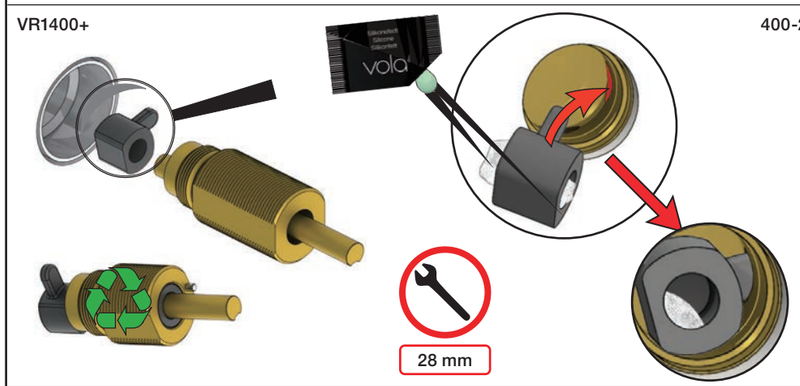

400-2400

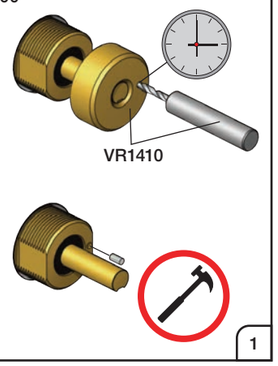

VOLA A/S • Lunavej 2 • DK-8700 Horsens • Tel. +45 7023 5500 • sales@vola.dk • www.vola.com

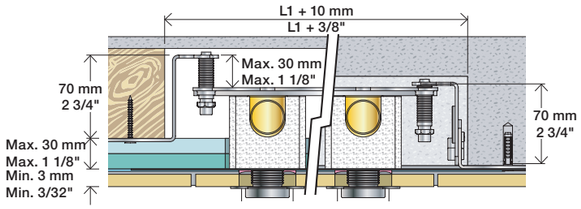



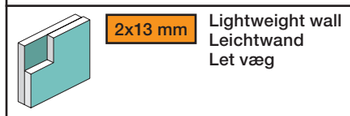

2x13 mm

Lightweight wall
Leichtwand
Let væg

Lätta konstruktion
Holle wandconstructie
Construction légére

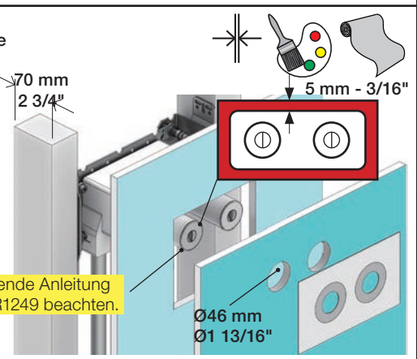

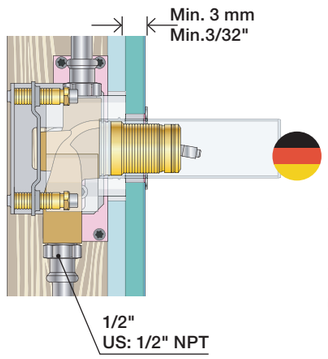

DE: Bitte separat beiliegende Anleitung für die Schalldämpfer VR1249 beachten.

Alternative:

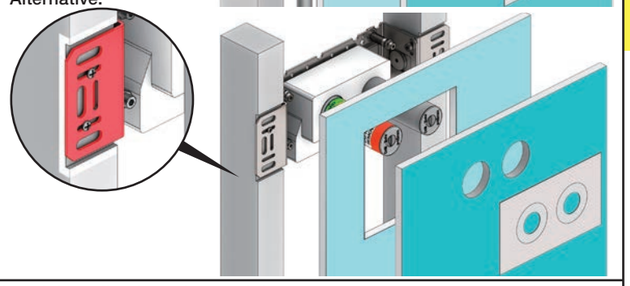

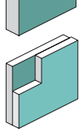

1x15 mm
1x18 mm
1x20 mm

2x13 mm

Lightweight wall
Leichtwand
Let væg

Lätta konstruktion
Holle wandconstructie
Construction légére

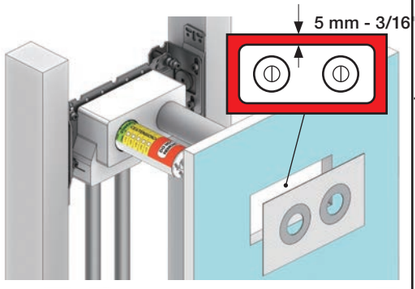

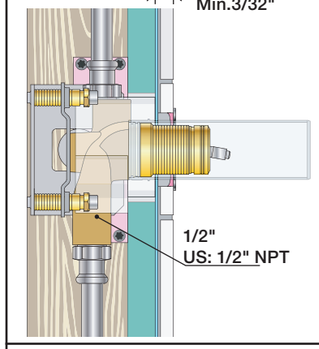

Alternative:



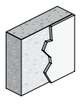

Masonry
Mauerwerk
Murværk

Murverk
Massieve wand
Mur Plein

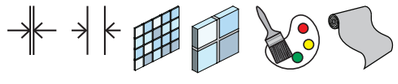

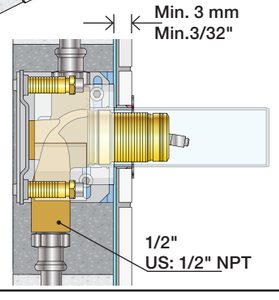

1

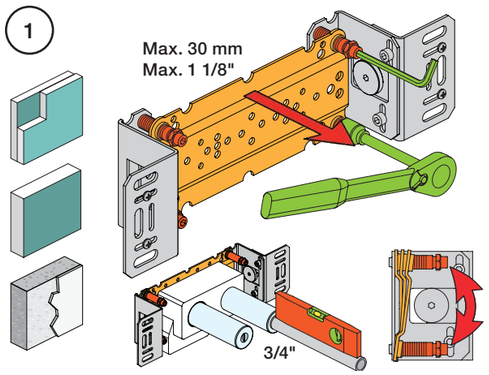

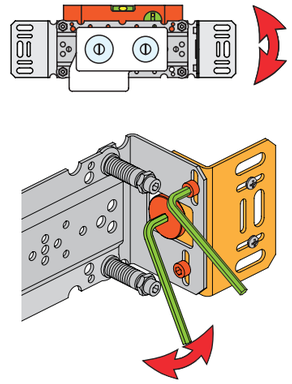

4M

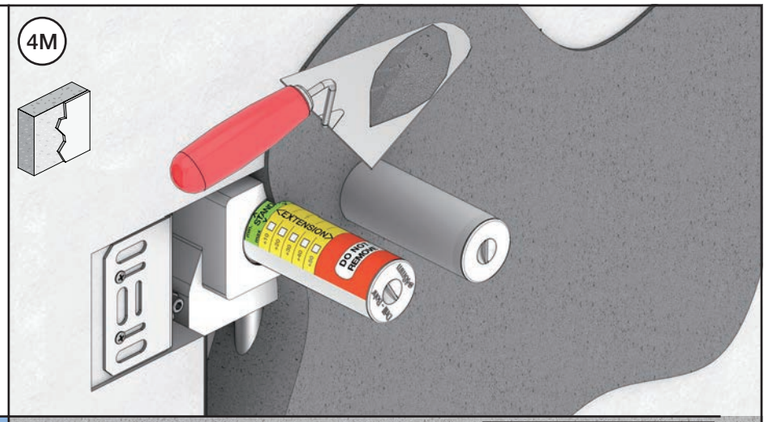

2

Test Pressure
Prüfdruck
testtryk
Test tryck
Test druk
test de pression

Check the local legislation.
Bitte die örtlichen Vorschriften überprüfen.
Tjek de lokale regler.
Kontrollera den lokala lagstiftning.
Verifieer de lokale regelgeving.
Vérifiez la législation locale.

BAR
PSI

! Water - Wasser - Vand - Vatten - Water - L´eau
! MAX 1 Minute - Minut - Minuut !

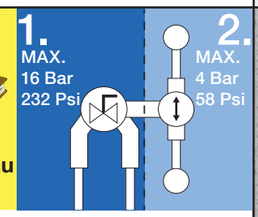

5

Without membrane
Ohne Membran
Uden membran

Zonder membran
Sans Membrane imper
Uten membran

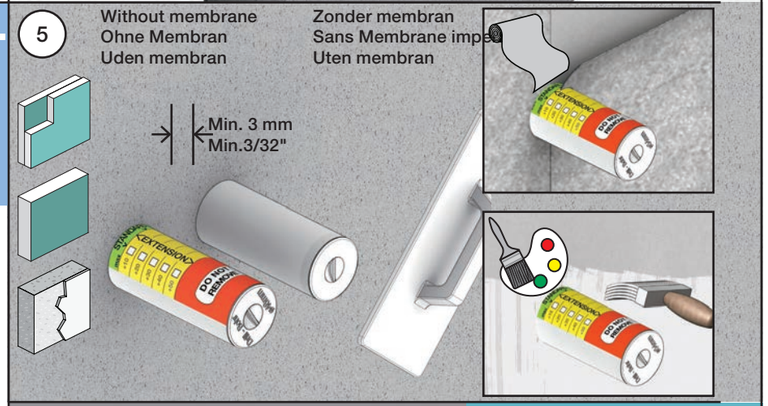

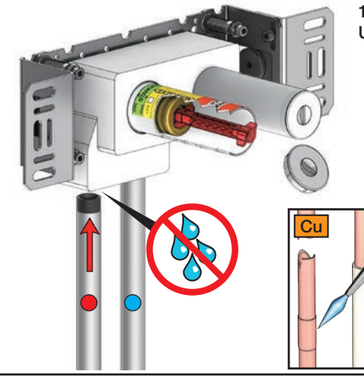

1/2"
US: 1/2" NPT



6

Waterproof membrane
Wasserdichte Membran
Vandtæt membran

Vattentät membran
Waterdicht membrane
Membrane imperable

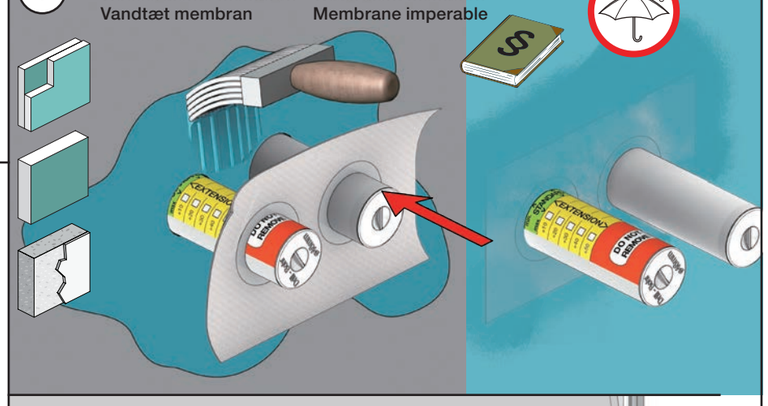

3

Flush installation
Installation Spülen
Skyl installation
Skölj installation
Kraan doorspoelen
Rincer l'installation

VR969

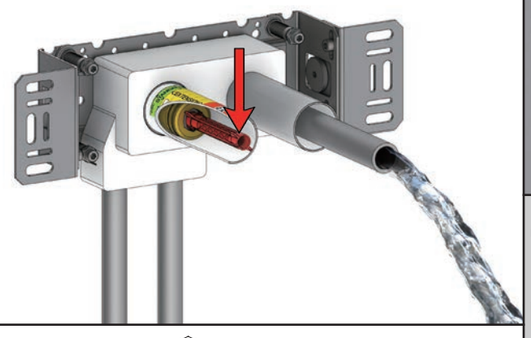

4G

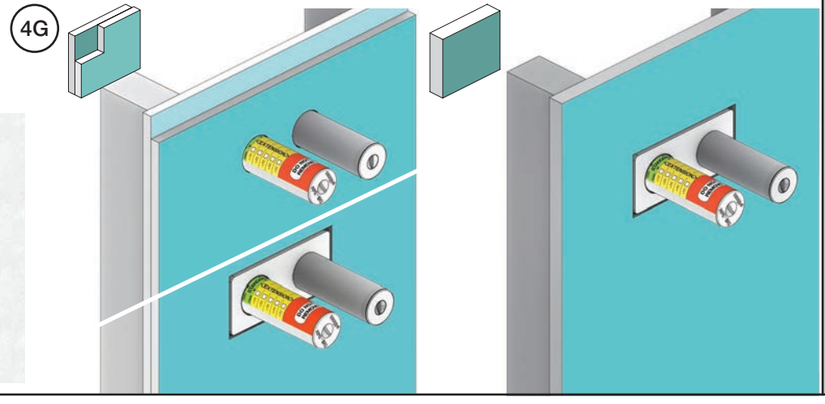

7

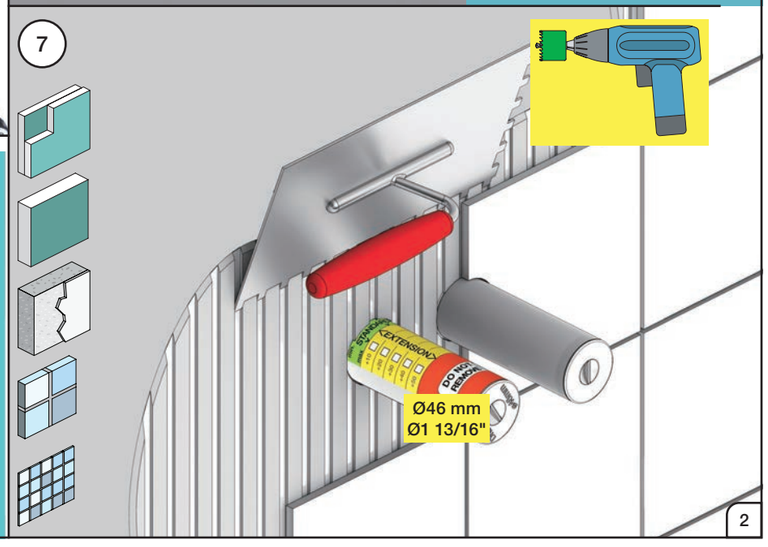

VOLA 010, 020, 030, 040
VOLA 010C, 020C, 040D

Fitting instruction
Montageanleitung
Monteringsvejledning
Monteringsvägledning
Montage hanleiding
Manuel de montage

GODKENDT TIL DRIKKEVAND

04/00026
04/00101
04/00175
04/00298

010, 020

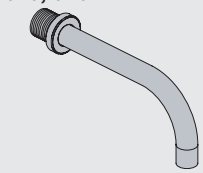

010C, 020C

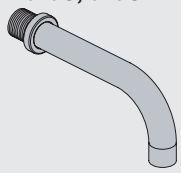

030

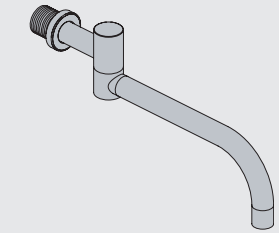

040

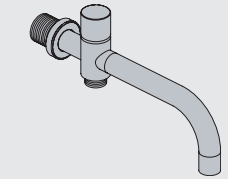

040D

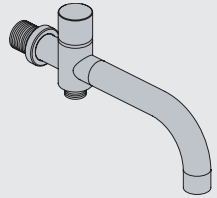

www.vola.com

mnt_010_V1_40998360
02-10-2023

5 705230 341750

Standard Flow data:		Max.
010/020	(l/min) (Gal/min)	5.0 1.3
010C/020C	(l/min) (Gal/min)	30 7.9
030	(l/min) (Gal/min)	9.0 2.0
040	(l/min) (Gal/min)	25 6.6
040D	(l/min) (Gal/min)	30 7.9
	Max. 65°C. Max. 150°F	

VR161:
VR161K: 7 l/min - 1.8 Gal/min
VR161D: 9 l/min - 2.5 Gal/min
VR161F: 14 l/min - 3.7 Gal/min

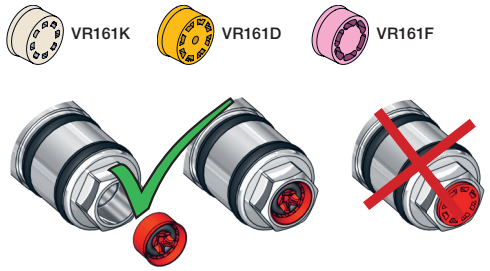

For more water saving possibilities please see:
Weitere Wassersparmöglichkeiten finden Sie auf:
For flere vandbesparende muligheder se venligst:
För mer vattenbesparande möjligheter hänvisas till:
Voor meer waterbesparende mogelijkheden zie:
Pour plus d'informations sur les options : économie d'eau, voir le site:
www.vola.com

010, 020

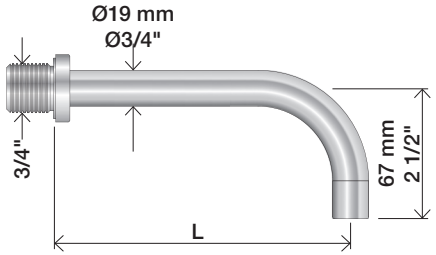

010C, 020C

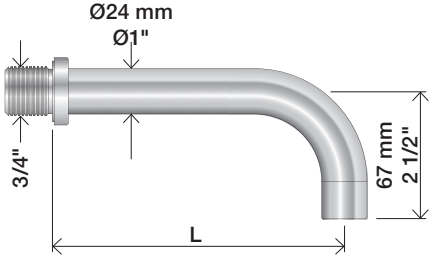

	L (mm)	L (Inch)
010(C)/100	100	4"
010(C)/130	130	5"
010(C)/160	160	6"
020(C)/200	200	7 3/4"
020(C)/225	225	8 3/4"
020(C)/260	260	10 1/4"
020(C)/300	300	11 3/4"

030

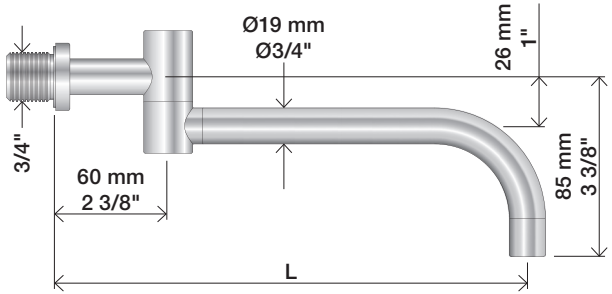

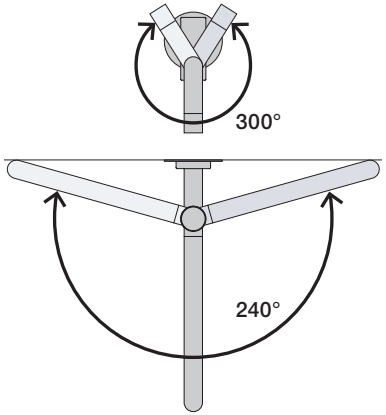

	L (mm)	L (Inch)
030/200	200	7 3/4"
030/250	250	9 3/4"
030/300	300	11 3/4"
030/350	350	13 3/4"

040

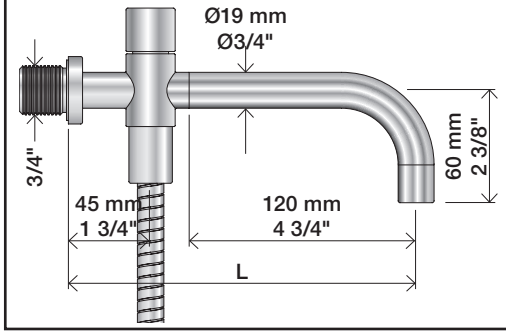

040D

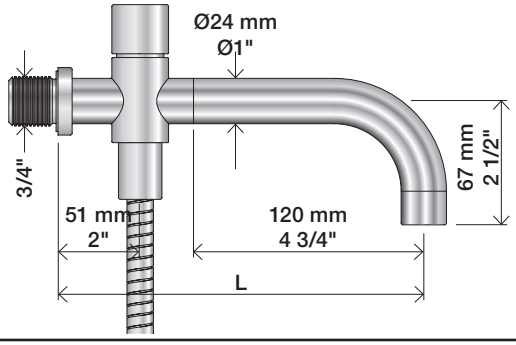

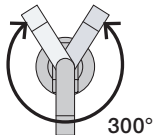

	L (mm)	L (Inch)
040	185	7 3/4"
040D	200	7 3/4"
040D/250	250	9 3/4"
040D/300	300	11 3/4"

1

010, 010C, 020, 020C, 030, 040, 040D

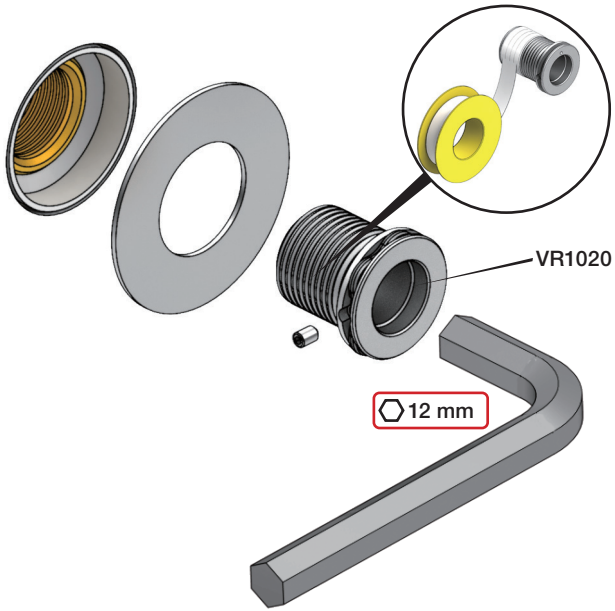

2

3

Ø19: 010, 020, 030, 040

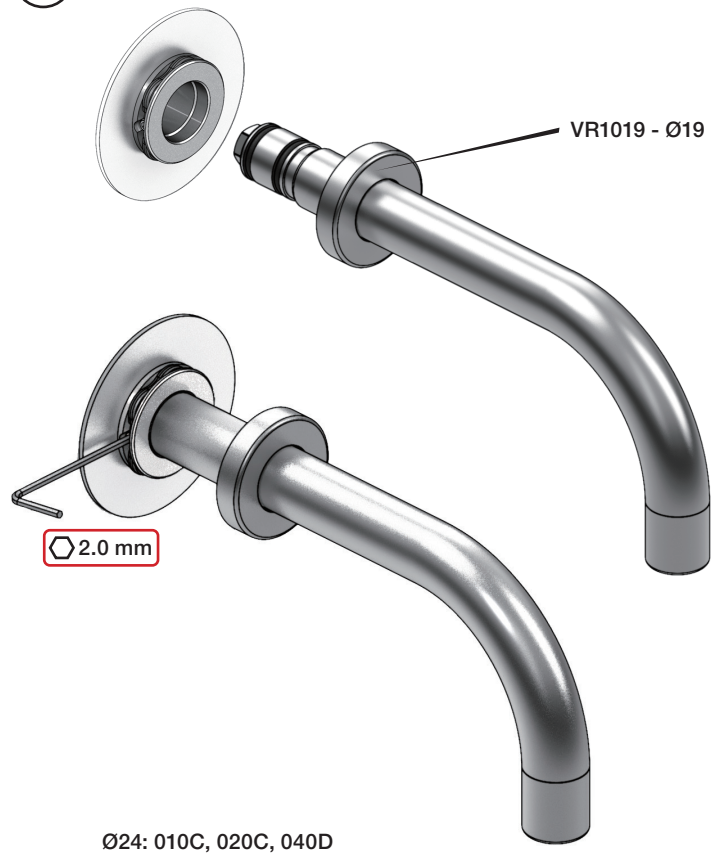

Ø24: 010C, 020C, 040D

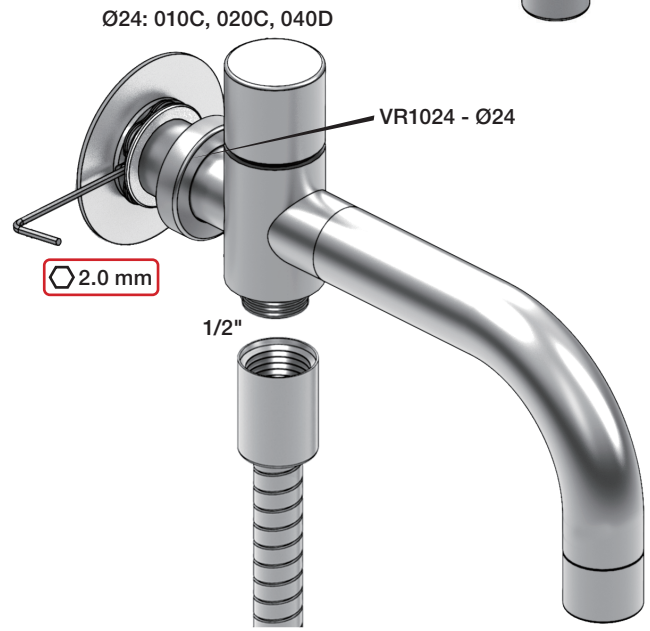

Extension
Verlängerung

Forlængerdele
Förlängning

Verlengstukken
Modification

T Min. 3 mm
Max. 65 mm

Y Min. 48 mm
Max. 110 mm

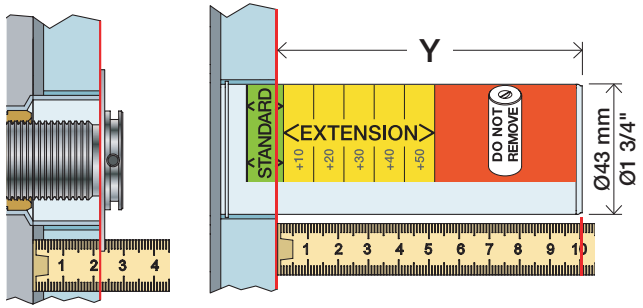

T	Y	VR2019 (Ø19) VR2119 (Ø24)
3 - 15 mm	110 - 98 mm	Std.
15 - 25 mm	98 - 88 mm	+10
25 - 35 mm	88 - 78 mm	+20
35 - 45 mm	78 - 68 mm	+30
45 - 55 mm	68 - 58 mm	+40
55 - 65 mm	58 - 48 mm	+50

VR2019+/VR2219+

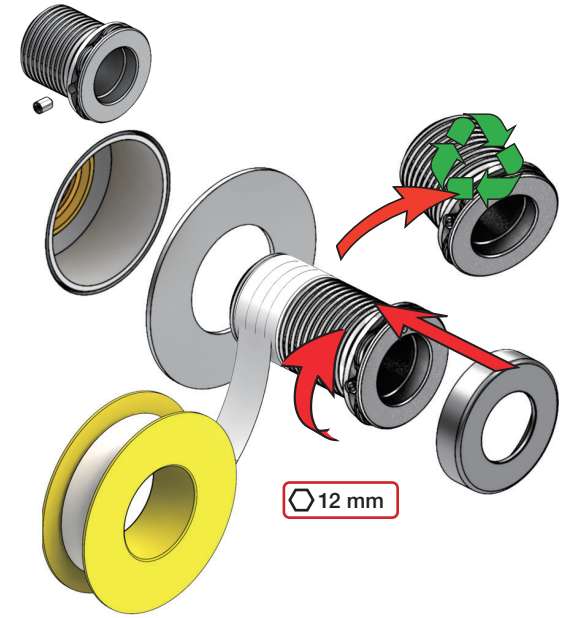

VOLA NR.21/28/19/24

NR.21:

1

NR.28+19+24:

2

Do not cut the membrane
Die Membran nicht schneiden
Skær ikke membranen
*** Skär inte membranet**
Snij het membraan niet door
Ne coupez pas la membrane
No cortar la membrana

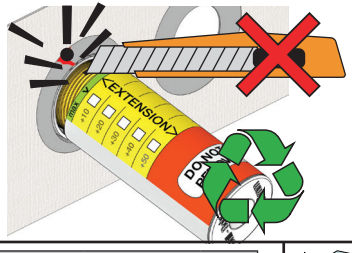

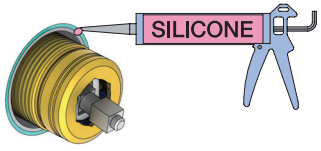

***Membran används inte i SVERIGE, ihop med inbyggnadsboxen.**

Förlängning
Aanpassing
Modification

Extension
Verlängerung
Forlængelse

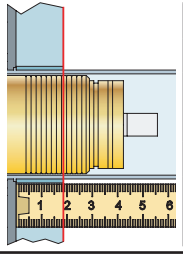

VR2260/VR1400/VR2019		
Tiles: Fliesen: Fliser: Tegels: Carreaux:	3 - 15 mm	Std.
	15 - 25 mm	+10
	25 - 35 mm	+20
	35 - 45 mm	+30
	45 - 55 mm	+40
	55 - 65 mm	+50

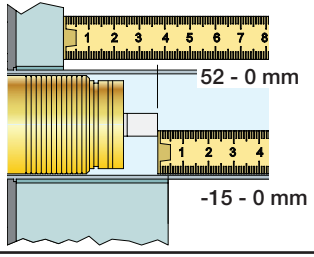

VR2260/VR1400/VR2019		
	35 - 47 mm	Std.
	25 - 35 mm	+10
	15 - 25 mm	+20
	5 - 15 mm	+30
	-5 - 5 mm	+40
	-15 - -5 mm	+50

NR 21

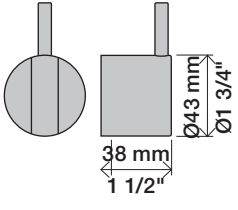

NR 21 - 1

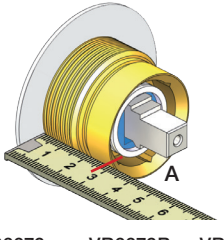

VR2279 VR2279B VR2279C

		A
VR2279	16 mm	30 - 34 mm
VR2279B	12 mm	26 - 30 mm
VR2279C	8 mm	22 - 26 mm

NR 21 - 2

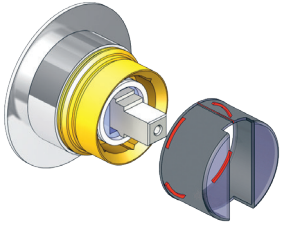

NR 21 - 3

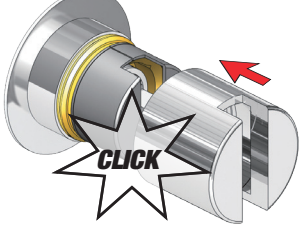

NR 21 - 4

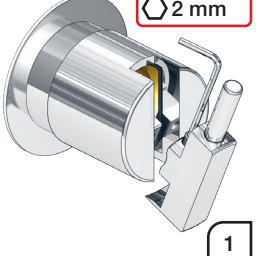

1

www.vola.com

mnt_NR21/28_40998503_V2

©VOLA A/S 5 705230 286174

Förlängning
Aanpassing
Modification
Extension
Verlängerung
Forlængelse

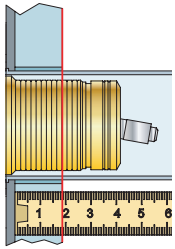

VR1260/VR1400/VR2019		
Tegels: Carreaux: Tiles: Fliesen: Fliser:	3 - 15 mm	Std.
	15 - 25 mm	+10
	25 - 35 mm	+20
	35 - 45 mm	+30
	45 - 55 mm	+40
	55 - 65 mm	+50

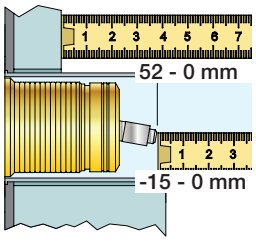

VR1260/VR1400/VR2019		
	40 - 52 mm	Std.
	30 - 40 mm	+10
	20 - 30 mm	+20
	10 - 20 mm	+30
	0 - 10 mm	+40
	-10 - 0 mm	+50

NR 19/NR24

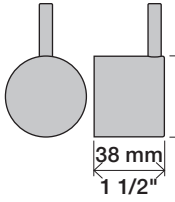

NR 19:
Ø40 mm
Ø1 5/8"

NR 24:
Ø43 mm
Ø1 3/4"

NR 28

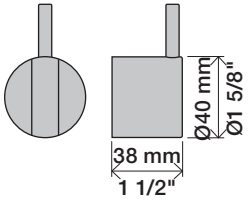

NR 28 - 1

VR3279 VR3279B VR3279C

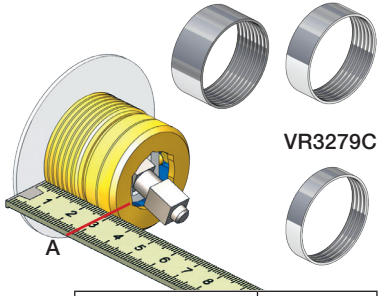

		A
VR3279	16 mm	31 - 36 mm
VR3279B	12 mm	27 - 32 mm
VR3279C	8 mm	23 - 28 mm

NR 28 - 2

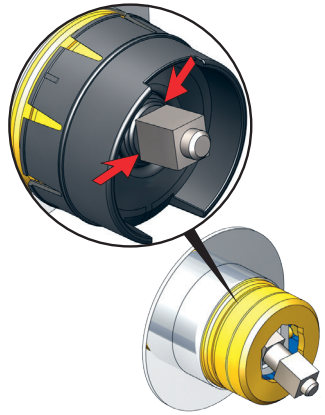

NR 19 - 1
NR 24 - 1

VR2204 VR2204B VR2204C

NR 19 - VR665

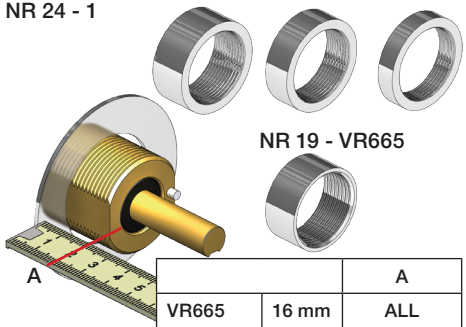

		A
VR665	16 mm	ALL
VR2204	16 mm	16 - 21 mm
VR2204B	12 mm	11 - 17 mm
VR2204C	8 mm	7 - 13 mm

NR 28 - 3

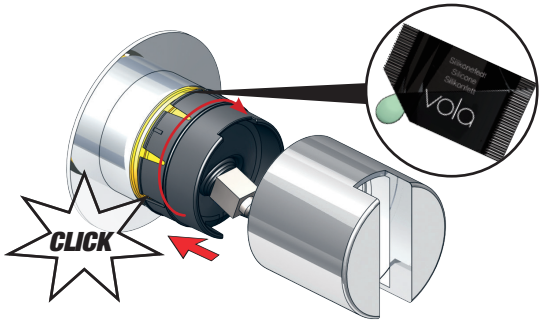

NR 28 - 4

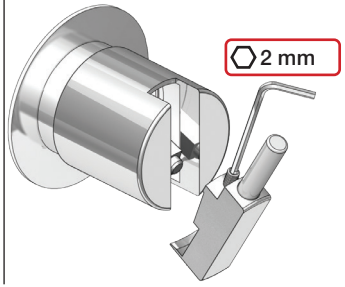

NR 19 - 2
NR 24 - 2

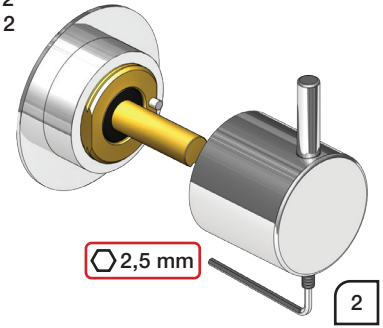

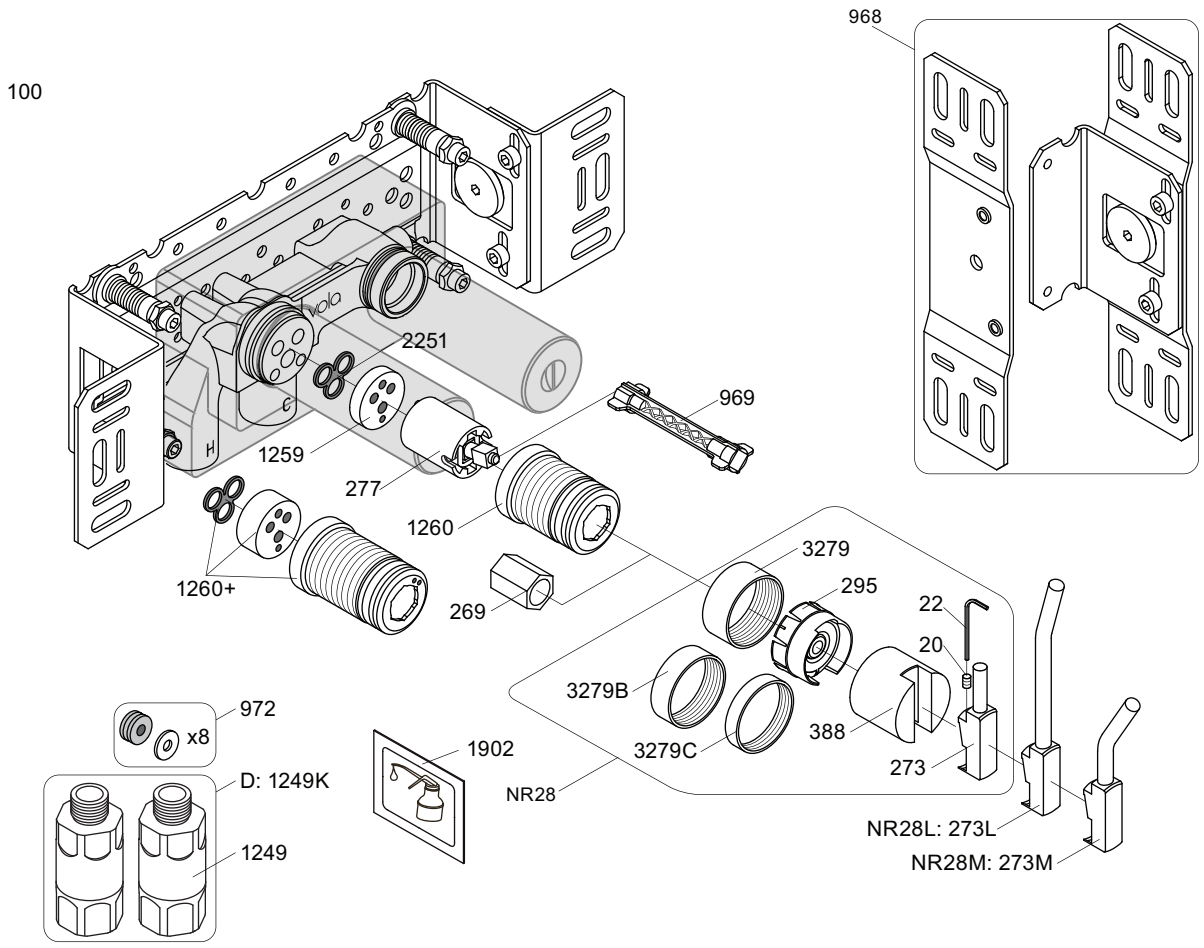

NR28:	VR20, VR22, VR269, VR273, VR295, VR388, VR3279, VR3279B, VR3279C
VR277K:	VR22, VR269, VR277
VR1260:	VR1259, VR1260, VR2251

100	100X	200V	300
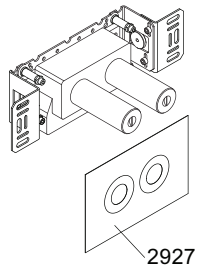	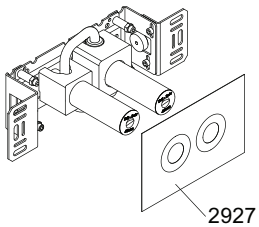	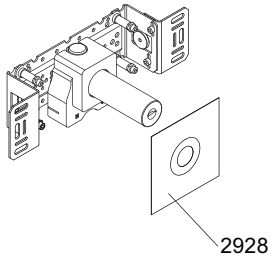	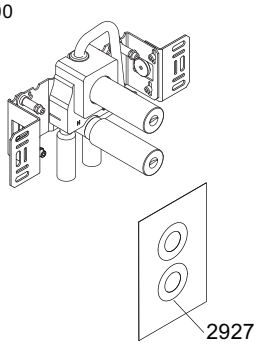
3002 3003K 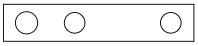 3003	-		3002
3001, 001	3001, 001	3001	3001, 001

vola
Lunavej 2
DK-8700 Horsens
Tlf : + 45 7023 5500
sales@vola.com
www.vola.com

VOLA 100
100X, 200V, 300

Date
May. 22

Rev.
7

Sheet
SB 1.2

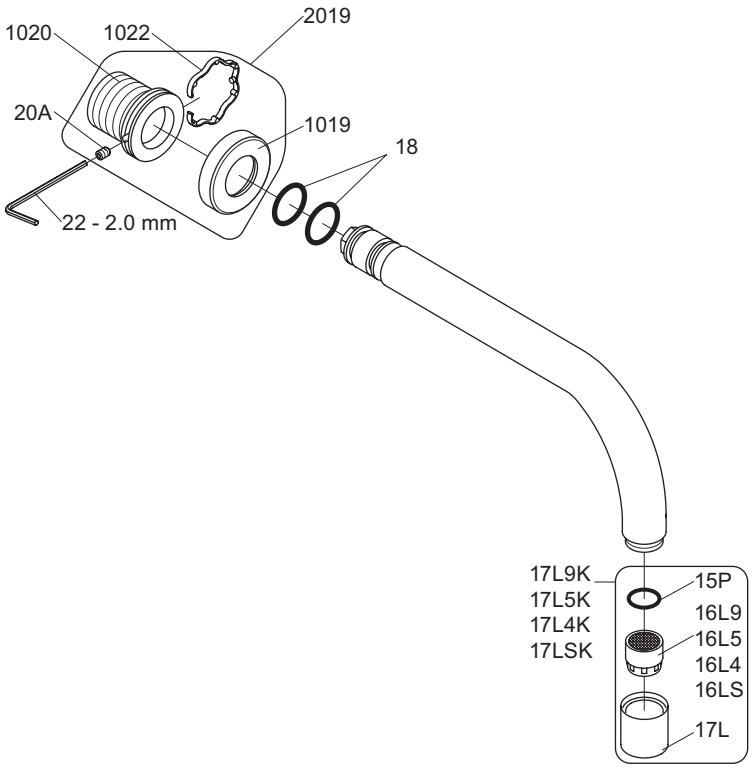

VR17L9K:	VR15P, VR16L9, VR17L
VR17L5K:	VR15P, VR16L5, VR17L
VR17L4K:	VR15P, VR16L4, VR17L (US Standard)
VR17LSK:	VR15P, VR16LS, VR17L
VR1020K:	VR20A, VR22, VR1020, VR1022
VR2019:	VR20A, VR22, VR1019, VR1020, VR1022

vola
Lunavej 2
DK-8700 Horsens
Tlf : + 45 7023 5500
sales@vola.com
www.vola.com

VOLA 010 / 020

Date
Apr. 21

Rev.
3

Sheet
SB11